2015 PRICING & TIMES

The Bike Park has a range of pricing options for you. Whether you're looking for three laps or three hundred, we've got you covered.

TICKETS & PASSES	ADULT RATES
1-Day Ticket	$65
5-Day Pass	$285
10-Day Pass	$459
Unlimited Season Pass	$699
Twilight Season Pass **Ride evenings from 5-8pm**	$259
Top of The World Season Pass **Limited quantity available**	$259
Top of The World Ticket	$18

SAVE BY BUYING ONLINE 5 DAYS IN ADVANCE OF USE

Complete info at whistlerblackcomb.com/bike or call 1.800.766.0449

DATES	TIMES
May 15–June 12 **Open until 8pm on Mondays, Wednesdays & Saturdays**	10 am – 5 pm
June 13–September 7	10 am – 8 pm
September 8–October 12	10 am – 5 pm

All pricing is in CDN dollars, subject to tax. Adult Regular Season rates listed. Youth, Senior and Child rates also available. All tickets and passes are non-transferable and non-refundable and are valid for the season which they are purchased. Pricing is subject to change without notice.

WHISTLER MOUNTAIN BIKE PARK

WHISTLERBLACKCOMB.COM/BIKE | 604.932.4211

EMERGENCY: 604.935.5555 **FIRE: 604.938.FIRE**

Available on the App Store | Google play

Now available in the iTunes App Store and Google Play for free!

Real-time trail information direct from the source. Bike Park trail status, forecast & temperatures, web cams, events calendar & more.

New to downhilling or the Whistler Bike Park? Pick up a copy of our Orientation Guide, packed with tips and pointers for new riders to the Bike Park.

WHISTLER BLACKCOMB
powered by LIVE TELUS
WHISTLER MOUNTAIN BIKE PARK ORIENTATION GUIDE

GARBANZO ZONE

STEEPER, LONGER, ROCKIER TRAILS THAN THE FITZSIMMONS ZONE THAT EMBRACE THE RUGGED CONTOURS OF THE TERRAIN.

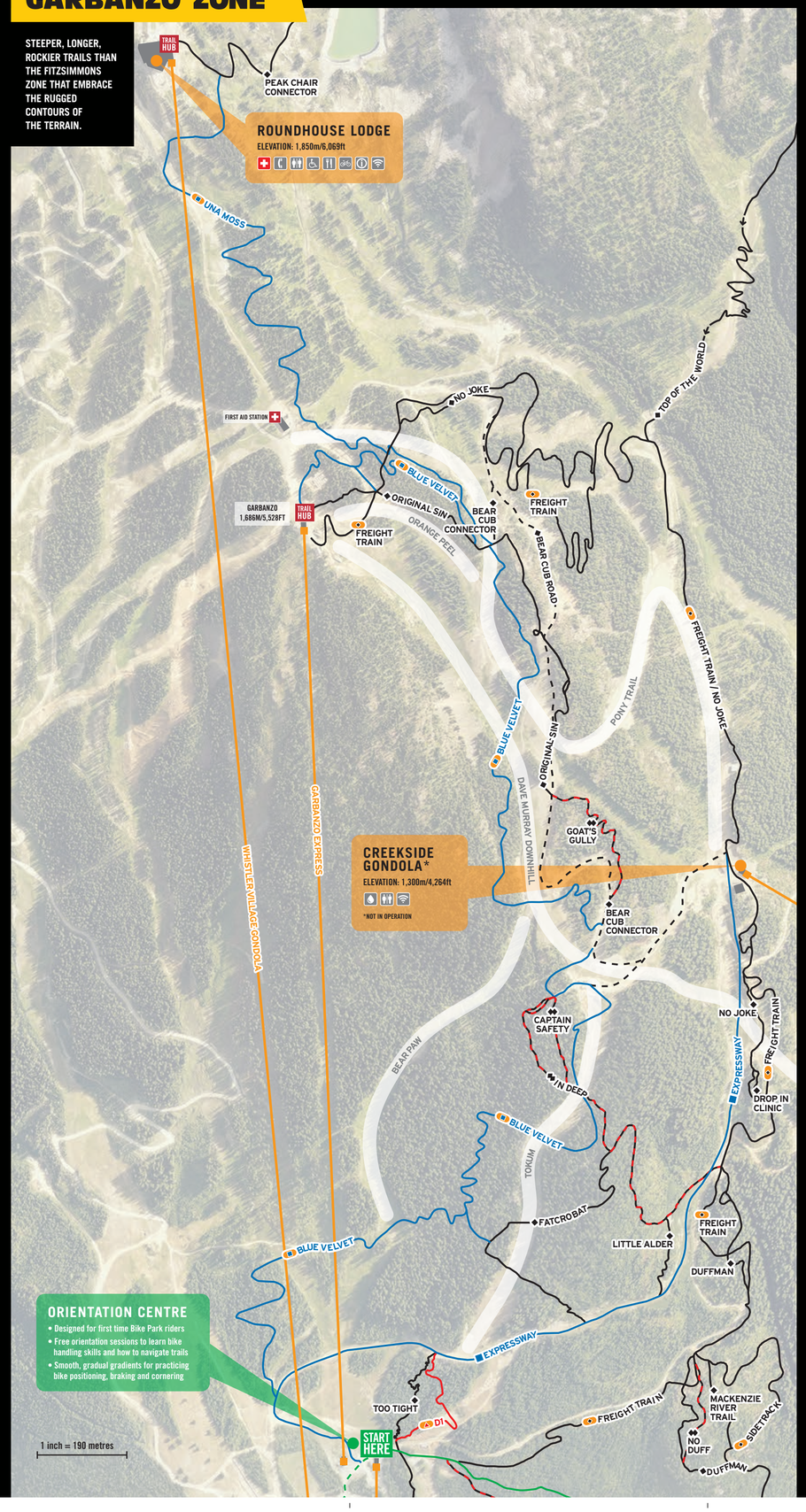

PEAK ZONE

WHISTLER'S ICONIC ALPINE ZONE FEATURES A 5,000-VERTICAL-FOOT DESCENT TO THE VALLEY FLOOR.

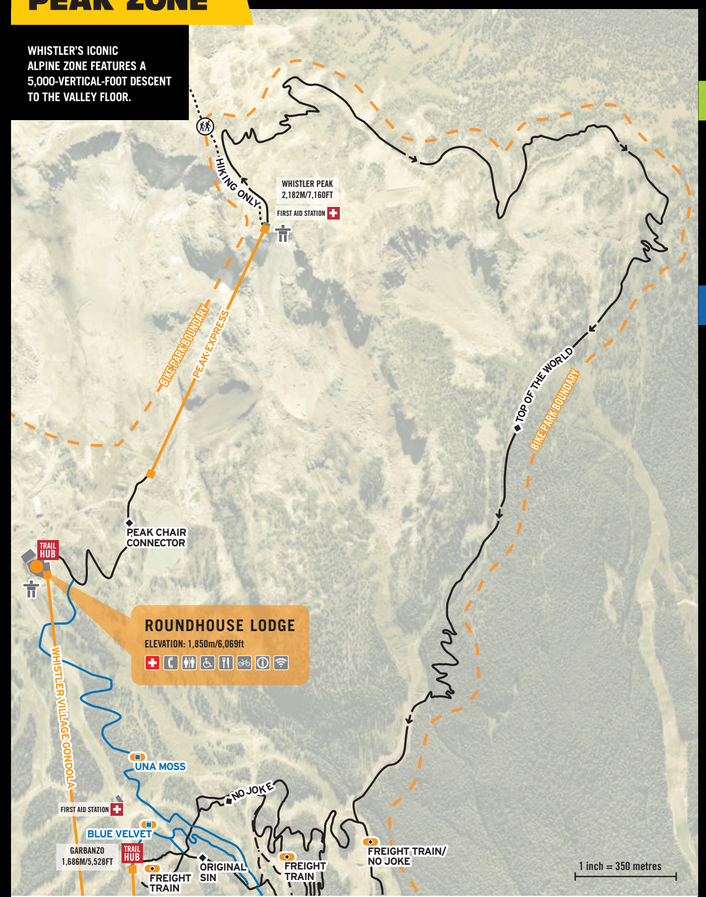

Due to the sensitivity of the trail, the Peak Zone is limited to 150 riders per day and requires an additional $18 Peak Ride lift ticket. Advanced purchase strongly encouraged.

See Guest Services for more details.

RIDING IN THE ALPINE IS A PRIVILEGE THAT NEEDS TO BE RESPECTED. IT IS A DELICATE ENVIRONMENT THAT REQUIRES EVERY VISITOR TO BE RESPONSIBLE ABOUT PRESERVING ITS NATURAL STATE.

1. Bikes are not permitted in Garibaldi Provincial Park. Lift privileges revoked for violation.
2. Mountain weather changes quickly. Be prepared with appropriate clothing and footwear.
3. Stay on marked trails. Do not cut corners.
4. Always ride in control.
5. Be aware of unmarked obstacles and trail changes.
6. Ride with a partner.
7. Body armour and a full-face helmet are recommended.

GET PREPPED

GEAR UP

A helmet is mandatory for every rider, but we strongly recommend padding up with additional protective gear, carrying basic tools to fix a flat tire and hydrating throughout the day. Equipment, including spare parts, extra tubes, clothing and tools, is available at **Garbanzo Bike & Bean** inside the Carleton Lodge. Test ride the industry's latest bikes from the **Demo Centre**, featuring a range of bikes from Giant. Hourly, single- and multi-day rentals available.

GET ORIENTED - FREE

New to the Bike Park or unsure of where to begin? Start at the **Orientation Centre**, where instructors will help you get comfortable on your bike and learn how to navigate the Bike Park. Afterwards, progress your skills at the **Fitzsimmons Skills Centre**, where you can practice riding on small features, cornering, jumping and balancing.

FUEL YOUR RIDE

Kickstart your ride with a coffee or breakfast on the go at **Garbanzo Bike & Bean** inside the Carleton Lodge, where you can load up on official Whistler Mountain Bike Park gear while you wait for a snack. For a longer midday break, head to the legendary **Garibaldi Lift Company**, located at the final drop on lower A-Line, and get your fill of food and drink with prime views of the GLC drops. The GLC is open late for after-park food, cocktails and nightlife.

WELCOME

WELCOME TO THE WHISTLER MOUNTAIN BIKE PARK, the number one lift-accessed downhill bike park in the world. With 70 expertly-crafted trails spread throughout three distinct mountain zones, we are proud to offer the most terrain of any bike park in North America. Riders will find plenty of fun throughout the Bike Park and exciting trails designed for every level. Pick up a copy of the Orientation Guide for additional Bike Park information.

THE ZONES

Whistler Mountain Bike Park is divided into three zones, each with different characteristics and types of riding.

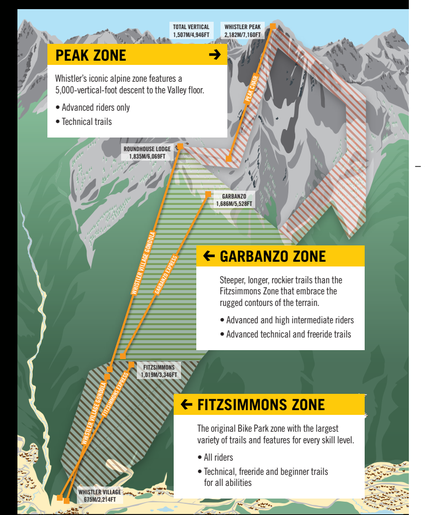

KNOW BEFORE YOU GO

Get the right downhill techniques and tips from the start with a lesson at the Whistler Mountain Bike Park.

Whether you need the fundamentals of biking or want to refine your tricks, our expert coaches teach the best skills required for navigating the Bike Park.

BIKE PARK 101 — **$129**

Tailored for beginner riders and those who are new to the Bike Park, the Bike Park 101 clinic helps riders get a taste of downhill mountain biking. Program includes a two-hour lesson, lift ticket, bike rental and protective gear.

ADULT LESSONS — **from $149**

Group lessons are designed to optimize your learning experience, giving you more of what you want. Program includes either a half-day or full-day lift ticket and lesson to help you brush up on your technique and gain confidence.

KIDS DFX LESSONS — **$124**

Our kids camp program offers lessons that will provide children with the fundamental foundations of the sport, in groups that are suitable for any level of experience. From first time riders to advanced shredders, we keep the excitement levels high and the smiles stretched from ear to ear.

Save on packaged lessons and programs with lift ticket and rentals.

Additional programs available. Book a lesson at Guest Services or ask a bike instructor for help in choosing the best program for you.

origin

Client:	Whistler Blackcomb
File:	WB_BP0252_2015_Bike_Park_Map.indd
Size:	24" x 16.875" [BI=.1875] Folded: 4" x 5.6875"
Fonts:	Circe, Caecilia, Regime, Arrows Right
Date:	27.05.15_v6
Res:	300ppi
Designer:	GM, SS — Proofed by: AH

2015 Bike Park Trail Map

C M Y K